





Industry	North America		Europe	South America	Rest of World	Worldwide
	 Tractors	0-140 HP 10%	140+ HP 23%	16%	22%	15%
 Combines	25%		17%	19%	19%	19%
 Light	24%		18%	72%	0%	13%
 Heavy	17%		21%	96%	10%	16%



NOTE: Total Industry Volume % change FY 2021 vs. FY 2020 reflecting aggregate for key markets where Company competes.
 Regional split definition in Appendix
 * YoY change for orders to be built as of end of December 2021